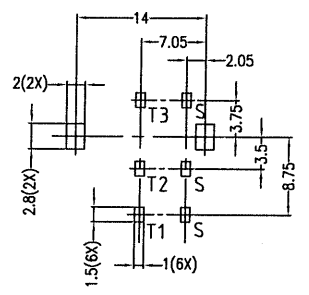
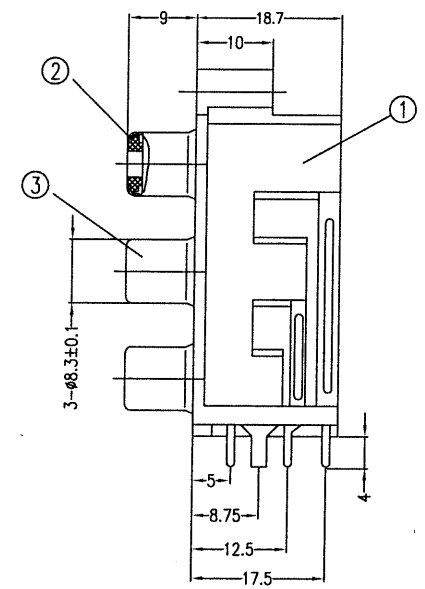
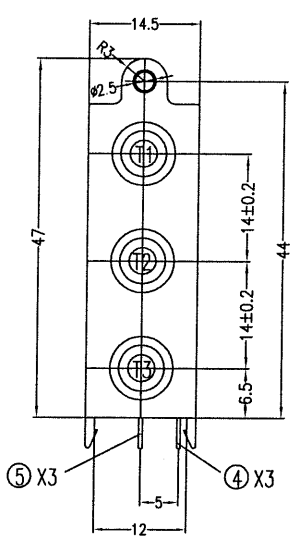


REV.	REF.	DESCRIPTION						DATE
P1	2005-556	PROPOSED DWG						11/16/2005



T:1.6 Dimensions of PC board holes
Tolerance : ±0.1(Printed-side view)

SCHEMATIC		
RED	WHITE	GREEN
COLOR		

- NOTES:
- MATERIAL:
 - INSULATOR: ABS, UL94HB
 - CONTACTS: BRASS OR PHOSPHOR BRONZE, PLATING SEE BOM
 - ALL COMPONENTS ARE RoHS COMPLIANT
 - UNLESS OTHERWISE SPECIFIED, TOLERANCE ON DECIMAL: ±0.3
 - PACKING:
 - SHIPPING CARTON WILL HAVE CUSTOMER PART NUMBER

RC3-19- X X
TERMINAL
0 BRASS
1 PHOSPHOR BRONZE
PLATING
0 SILVER
1 TIN

TABLE 1

5	TERMINAL	3	SEE TABLE 1	SEE TABLE 1
4	EARTH TERMINAL	3	SEE TABLE 1	SEE TABLE 1
3	OUTER CONTACT	3	SEE TABLE 1	NICKEL PLATED
2	WASHER	3	ABS	UL-94HB
1	HOUSING	1	ABS	UL-94HB
LTR	PART NAME	QTY	MATERIAL	REMARK

THESE DRAWINGS AND SPECIFICATION ARE THE PROPERTY OF RAPID CONN INC. AND SHALL NOT BE REPRODUCED, COPIED OR USED IN ANY MANNER WITHOUT THE PRIOR WRITTEN CONSENT OF RAPID CONN INC.

	SIGNATURE	DATE	DESCRIPTION :	
DRN.	ANNIE AI	11/26/2005	RCA TRIPLE JACK	
CHK.	Frank	12/2/05	RAPIDCONN P/N:	CUSTOMER P/N :
APP.	FL	12-7-05	RC3-19-XX	N/A

CODE NO.	N/A	X ±0.5	X ±3.0'
CUS. NO.	N/A	.X ±0.3	.X' ±2.0'
MATERIAL	N/A	.XX ±0.10	.XX' ±1.00'
		.XXX ±0.050	.XXX' ±0.500'
SCALE	UNIT	PAGE	
FREE	MM	1/1	



DWG NO. RC-1105-035